



### The Cottage

Cash Price*	Rent To Own (36 Months)
8x8	
8x12	
8x16	
10x12	
10x16	
10x20	
10x24	
10x28	
12x12	
12x16	
12x20	
12x24	
12x28	
12x32	
12x36	
14x16	
14x20	
14x24	
14x28	
14x32	
14x36	
14x40	
14x44	
14x48	

Contact us for current prices

Call: 828-692-8200

\*CREDIT CARD PRICE IS 3% MORE ↔ Additional down is required


#### The Cottage Standard Features:


- \* One 4' storage loft
- \* Set of double doors
- \* LP SmartSide Siding
- \* One 24"x36" window
- \* Two gable vents
- \* 7'6" sidewall height



### MAKE THE BEST CHOICE!

- 50 yr. manufacturer's warranty on siding
- 10 yr. manufacturer's warranty on paint or stain (Haley Paint Co.)
- 25 yr. warranty on 5/8" PerformMax T&G subfloor
- Architectural shingles or metal roofing
- Many color choices for siding, trim, and roof
- **YOUR CHOICE:** double doors on end wall or side wall



**Carolina Storage Solutions**




Personalize.

# SHED OPTIONS

Customize.

## Siding Upgrades

Metal		Add to base price
Board & Batten		Add to base price
Silvertech (radiant barrier on inside of siding)		Add to base price
LP Lap Siding (5" or 7" reveal)		Add to base price

## Paint & Urethane

Urethane stain upgrade		Add to base price
Custom paint color - siding or trim		
Custom urethane color		
Wainscoat		Add to base price

## Floor

Upgrade to 3/4" PT Plywood		per sq. ft. of floor
Upgrade to 3/4" Advantech		per sq. ft. of floor
Upgrade to 12" on center joists		per sq. ft. of floor
Upgrade to 2x6 floor joists		per sq. ft. of floor

## Lofts

2x4 framed loft w/ OSB sheeting		per sq. ft. of loft
2x6 loft framing upgrade		per sq. ft. of loft
Portable loft ladder		
Deluxe compact staircase		
Loft railing		per lin. ft. of railing

## Roof

Upgrade rafters to 2x6		per sq. ft. of roof
Upgrade rafters to 2x8		per sq. ft. of roof
8", 10", or 12" roof overhangs		per lin. ft. of overhang
Ridge light - 10' section - clear		
Ridge vent		per lin. ft.
Add 15# felt to roof		per sq. ft. of roof
Extra rafters		each

## Dormers

4' Transom Dormer		
6' Transom Dormer		
7' Transom Dormer		
8' Transom Dormer		

## Insulation

R-13 insulation for walls & ceiling		per sq. ft. of insulated area
R-19 insulation for walls & ceiling (2x6 required)		per sq. ft. of insulated area
R-12 spray foam insulated floor - 2" thick		per sq. ft. of floor
R-18 spray foam insulated floor - 3" thick		per sq. ft. of floor

## Shelving

Three tier shelves (16" deep)		per lin. ft.
Workbench (24" deep)		per lin. ft.
Double workbench (24" deep)		per lin. ft.
4' high pegboard		per lin. ft.

## Interior Options

Interior framed wall w/ OSB on one side of wall		per sq. ft. of wall
Interior 36" door		
Linoleum flooring		per sq. ft. of floor
Luxury vinyl plank flooring		per sq. ft. of floor

## Porches

Covered porch - no rails (added to length of shed)		per sq. ft. of porch
Paint or stain for porch		
Trex decking on covered porch (add to length of shed)		per sq. ft. of porch
Porch rails - pressure treated		per lin. ft. of railing

## Windows

Aluminum Shed Window - 14x27, 24x36, or 30x27
10"x30" Transom window
10"x72" Transom window
Insulated 10"x30" transom window
Insulated 10"x72" transom window
24x36 Single-hung vinyl window (insulated)
32x36 Single-hung vinyl window (insulated)
36x36 Single-hung vinyl window (insulated)
36x48 Single-hung vinyl window (insulated)
36x54 Single-hung vinyl window (insulated)
36x60 Single-hung vinyl window (insulated)
Installation of customer supplied window
Flower box for window
Pair of shutters (up to 48")
Pair of shutters (49" and longer)

## Doors

Single wood service door
Set of double wood service doors
Upgrade single service door up to 4'x7'
Upgrade double door size up to 8'x7'
Transom door (single door w/ transom window)
Transom double doors
Residential 6-Panel door
Residential 6-Panel double doors
9 Lite house door (insulated)
15 Lite house door (insulated)
Craftsman Series Door
Craftsman Series Double Doors
Craftsman Series Door w/ glass
Craftsman Series Double Doors w/ glass
Installation of customer supplied single door
Installation of customer supplied double doors
Interior 36" door
Doggy door - large
8x7 Garage door
8x7 Carriage style garage door (glass + false handles and hinges)
9x7 Garage door
9x7 Carriage style garage door (glass + false handles and hinges)
8x7 Garage door w/ insulation
9x7 Garage door w/ insulation
Add insulation to carriage style garage door
- Add percentage to cost of carriage style garage door
5x7, 6x6, 6x7, 7x7, 8x7 Roll Up Door
8x8 Roll Up Door

## Ramps & Security

Innovative Ramp System
- Aluminum threshold with 2) adjustable 11"x4' ramp sections
Additional 11"x4' aluminum/wood ramp sections
Additional 11"x6' aluminum/wood ramp sections
Shed Lock Pro - Includes: door safety/lock/bolts
4' Wood garage dor ramp 8' or 9' wide
5' Wood garage dor ramp 8' or 9' wide
6' Wood garage dor ramp 8' or 9' wide

Contact us for current pricing. Call: 828-692-8200

# Carolina Storage Solutions



Innovative Ramp System



24" Workbench



3 Tier Shelves (16" Deep)



Transom Dormer



Transom Door



Craftsman Series Door w/ Glass

\*\*\* ALL STANDARD OPTIONS REMOVED WILL RECEIVE 50% OFF LISTED PRICE \*\*\*

\*\*\* ASK ABOUT OUR SOLAR PACKAGES \*\*\*



# Paint Colors



Belmont Blue



Avocado Green



Barn White



Black



Gray Shadow



Gray



Hunter Green



Leola Almond



Martin Cream



Mountain Red



Navajo White



Pinnacle Red



Plantation Brown



Strausburg Clay



Vinyl Gray



- 16" On center wall studs
- 16" On center rafters
- LP SmartSide Siding




Cross ties on inside of door if adjustment is necessary



Two gable vents

# FREE LOCAL DELIVERY!



**Free Delivery Within 20 Miles!  
Ask about our "Mule Delivery"**


## Setup and Leveling

Cement blocks to level your shed are not included in the purchase price of your shed. However, the driver does carry various block sizes and shims on his truck to level your building if desired. Blocks can be purchased for \$4.00/each from the driver or if you provide the blocks the labor charge to set your blocks is \$1.50/each.

## Shingle Colors



## Metal Roof & Siding Colors



**More color choices are available. These are samples of our most common colors.**



# Carolina Storage Solutions

LLC

STORAGE BARNS \* HORSE BARNS \* CARPORTS \* GARAGES

2327 Asheville Hwy. ~ Hendersonville, NC 28791

828-692-8200 [www.DeliveredBarnsAndSheds.com](http://www.DeliveredBarnsAndSheds.com)