


Run-In Shed with Tack Room

SIZE	RUN-IN
	SHEDS
	
10x10	\$4,660.00
10x12	\$4,985.00
10x14	\$5,310.00
10x16	\$5,625.00
10x18	\$5,955.00
10x20	\$6,460.00
10x22	\$6,705.00
10x24	\$7,175.00
10x26	\$7,640.00
10x28	\$8,145.00
10x30	\$8,630.00
10x32	\$9,105.00
10x34	\$9,590.00
10x36	\$10,340.00
10x38	Ask for price
10x40	\$11,055.00
10x42	Ask for price
10x44	Ask for price
10x46	Ask for price
10x48	\$12,975.00
12x12	\$5,920.00
12x14	\$6,245.00
12x16	\$6,570.00
12x18	\$7,140.00
12x20	\$7,725.00
12x22	\$8,280.00
12x24	\$8,875.00
12x26	\$9,480.00
12x28	\$10,060.00
12x30	\$10,600.00
12x32	\$11,225.00
12x34	\$11,795.00
12x36	\$12,340.00
12x38	Ask for price
12x40	\$13,525.00
12x42	Ask for price
12x44	Ask for price
12x46	Ask for price
12x48	\$15,860.00



ADD TACK ROOM TO RUN-IN SHED

6x8, 8x8 ————— \$1,245.00
 6x10, 8x10, 10x10 ——— \$1,405.00
 6x12, 8x12, 10x12, 12x12 — \$1,565.00

Add these prices to total footprint of barn with tack room included.

EXAMPLE: To add 6x12 tack room to 12x12 run-in shed, take price of 12x18 run-in shed and add \$1,565.00

\$7,140.00 - 12x18 Run-In Shed
\$1,565.00 - 6x12 Tack Room
\$8,705.00 - TOTAL

STANDARD FEATURES:

- 6x6 Pressure treated base rail
- Rough sawn oak framing
- Rough sawn pine board & batten siding
- 18" Overhang
- 4' Oak kick boards
- Lifetime warranty architectural shingles
- No stain or paint on exterior (optional)
- No windows or drop vents (optional)
- Single or multiple openings
- Tack room has full floor, service door, and one window


Upgrade to LP SmartSide Siding
Add 5% to base price

INCLUDES:
 * Painted siding
 * OSB on top of kickboard to top plate
 * Aluminum window(s) vs. wood

Paint Siding
 Add 10%

Urethane Stain On Siding
 Add 22%

Paint Trim:
 Corner Trim: \$165
 Door Trim: \$80/ea.
 Fascia Trim: \$165
 Window/Vent Trim: \$35



RUN-IN SHEDS, SHED ROW BARNs, & STORAGE SHEDS OPTIONS

ROOF OPTIONS	COST	EXTRA WINDOWS	COST
15 lbs. felt roof underlayment-per sq ft	\$0.95	Shutters- wooden with Z brace- (2) per window	\$180.00
Ice & Water Sheild roof underlayment- per square ft of roof	\$1.85	Window -Service Door with Thermal Tempered Glass - per window	\$255.00
29 Ga. Metal roof w/double bubble insulation-instead of std shingle roof-per sq fto of roof	\$4.45	Window -Dutch Door with Thermal Tempered Glass and grill-per window	\$475.00
Upgrade 1/2" Plywood instead of std OSB -per sq ft of roof	\$0.65	28"x24" 6 Lite Wood Barn Sash Window	\$160.00
Custom Roof Colors and Brands - call for quote		28"x24" 6 Lite Wood Barn Sash Window w/grill-per window	\$470.00
Custom Paint or Stain Colors or Brands add 20% to base price		5' & 6' Transom Window in or above Storage Shed Doors	\$165.00
Gable Vent- 19"x28" overall, screened vented area 12"x22"	\$180.00	10"x29" Transom Window in Service Door	\$110.00
Ridge Vent- per lineal ft	\$9.50	Drop Vent- 24"x36" hinged on bottom	\$225.00
KICK BOARD		CUPOLA	
Kickboard Southern Yellow Pine 2x8 T&G 4' high in stall upgrade per sq ft of stall	\$3.20	B-20 Boston Series	\$675.00
Kickboard Southern Yellow Pine 2x8 T&G 8' high in stall upgrade per sq ft of stall	\$7.00	B-24 Boston Series	\$910.00
		Weather Vane-Patchen Horse (Polished)	\$500.00
PARTITION ADDED RUN IN SHED		Cupola-Screened on inside of louvers-per cupola	\$115.00
Partition Addition-8' wide with grill or optinal removable partition with 2x8 T&G 7' high	\$635.00	Cupola-Chimney vented & flashed-Check for price	
Partition addition-10' Wide Grill Partition or optional removable Partition with 2x8 T&G 7' high	\$795.00		
Partition Addition-12' Wide Grill Partition or optional Removable Partition with 2x8 T&G 7' high	\$955.00	STORAGE SHED DOORS	
Grill Mounted Hay Rack & Feed Hole in Grill	\$215.00	Wider Doors 6' Wide-height may vary per style of building	\$65.00
3' Wall Mounted Hayrack	\$180.00	Wider Doors 8' Wide-height may vary per style of building	\$100.00
8' Wire-Filled Horse Gate w/ Lockable Latch	\$425.00		
		STORAGE ROOM FLOOR	
STORAGE ROOM RUN IN SHED		Sq. Ft. of Floor-Floor Joist @ 12" O.C.	\$1.05
Storage Room- Run In Shed-8' wide	\$1,245.00	Sq. Ft. of Floor-Floor Joist @ 8" O.C.	\$1.50
Storage Room-Run In Shed-10' Wide	\$1,405.00	Sq. Ft. of Floor-Upgrade-Pressure Treated Plywood or Advantech	\$1.30
Storage Room-Run In Shed-12' Wide	\$1,565.00		
		CHEW GUARDS	
OTHER OPTIONS		Chew Guard For 10' Stall	\$535.00
Lineal Ft.-4 ft. Hinged Overhang w/LVL Headers & 2x6 Rafters - Listed Price + \$1,000 labor	\$110.00	Chew Guard For 12' Stall	\$575.00
Lineal Ft.-4 ft. overhang w/ 2x6 Rafters & LVL Headers	\$64.00	Chew Guard For Dutch Door Crossbuck- bottom section only	\$115.00
Lineal Ft. of Building-Upgrade-2x4 Rafters to 2x6 Rafters @ 16" O.C.-Sheds	\$9.00		
Lineal Ft. (2) 9 1/4" LVL Headers-upgrade from 2x6 headers -per lineal ft	\$25.00		
EXTRA DOOR			
Wood Dutch Door-48"x84" with 20"hinges & whitcomb latch for barns and tackroom	\$575.00		
Wood Service Door- 36"x80" with 20" hinges & Whitcomb latch for Barns and Tackroom	\$450.00		
Roll doors bigger than 4 x 7 w/ hardware-per sq ft of door	\$25.00		
Wood Double Doors 60"x 80" (Height may vary per building) for storage sheds	\$885.00		
Wood Double Doors 72"x80" (Height may vary per building) for storage sheeds	\$900.00		

All standard options removed will receive 50% off listed price



Carolina
Storage
Solutions

www.DeliveredBarnsAndSheds.com

Metal Roof & Siding Colors



Shingle Colors



Paint Colors



URETHANE STAIN COLORS

Paint & Stain
by Haley Paint Co.



Caramel



Bronze



Smoke



Carolina Storage Solutions

www.DeliveredBarnsAndSheds.com
877-305-4277

Carolina Storage Solutions - OPTIONS - www.DeliveredBarnsAndSheds.com



28"x24" Standard Window
Slides horizontally




24"x36" Aluminum Window
Single-hung/Screened



28"x48" Single-Hung Wood Sash Window



36"x24" Drop Vent - Closed -



36"x24" Drop Vent - Open -



Gable Vent



20" Cupola w/ Horse Weathervane



4'x7' Dutch Door



36"x80" Wood Service Door



4'x7' Dutch Door w/ Window



Interior view of tack room




Interior view of 28"x24" standard window w/ metal grill

Service Door With Tempered Glass

PERSONALIZE



Chew guard in stall



Removable partition wall



3' Wall mounted hayrack w/ feed hole in grill

CUSTOMIZE



SYP Kickboard - Floor to ceiling




Tempered Glass In Aisle Doors



Transom Windows in Aisle Doors



Sliding stall door w/ yoke in door



L-Shape Stairs To Loft



Single Sliding Door Above Center Aisle



Double Sliding Doors Above Center Aisle



Wash Stall - Moisture Board on Walls - Shown With Window



Powder Coated Ladder to Loft



**Carolina
Storage
Solutions**

www.DeliveredBarnsAndSheds.com