




TIMBER PAVILION  
*collection*





# timber pavilions

OUR BEAUTIFUL TIMBER FRAME PAVILIONS ARE BUILT FOR STRENGTH AND STYLE WITH SOLID WOOD BEAMS



Timber frame pavilions are an instant backyard classic, and are the perfect structure for anywhere people gather to socialize or relax, or they can be used for carports, boathouses and more. Kits include rough-sawn, traditional beams complemented by 1/4" steel plate joinery for unparalleled strength, and beautiful tongue and groove southern yellow pine 2 x 6 undersheathing. Each is sized and packaged per your specifications and customization.

## EASTERN WHITE PINE

The beautiful timbers used in your pavilion are locally sourced from carefully managed forests, including some from the Great Smoky Mountains. The white pines are a timeless American treasure, used to build countless cabins and barns of early settlers, and still loved by the region's residents today.

Cover: **28' x 30' Pavilion** stained in Cavern Oak. Roof is Dual Black Shingles at 8/12 roof pitch.

Below: **10' x 12' Pavilion** stained in Cavern Oak. Roof is Standing Seam Metal in Copper Penny at 6/12 roof pitch with optional 24" overhangs.



# CUSTOMIZE YOUR PAVILION



## CHOOSE YOUR OPTIONS

### 1 SIZE

Select typical pavilion sizes that fit your location, or discuss custom size options with us. *Measurements are based on beam lengths.*

10' x 10'	12' x 12'	16' x 16'
10' x 14'	12' x 20'	16' x 24'
10' x 20'	12' x 24'	16' x 32'

### 2 STAIN COLOR

Choose your favorite stain color. *See physical samples for accurate product color.*




### 3 ROOFING MATERIALS

**Metal** Available in standard panels, or upgrade to standing seam metal

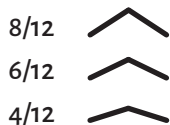


### Asphalt Shingles



### 4 ROOF OPTIONS

#### Roof Pitch



#### Overhang Extension

Add 24" eave overhangs at pavilion ends for additional roof space and shade.

### 5 FOUNDATION

Any timber pavilion requires a level concrete pad or concrete piers for installation. Contact us if you have any questions about site preparation.



TIMBER PAVILIONS  
*create a backyard escape*

---

**12' x 20' Pavilion**  
stained in Bryce  
Butternut. Roof is  
Galvalume Metal  
at 8/12 roof pitch.

